




KG TIME TABLE FROM 27th April- 1st May 2020

Note- Submission of activity will help the teacher in marking the attendance, kindly encourage the child to participate in the same.

- Kindly mention your child's name , class and section while sending the activity.

Time	Monday	Tuesday	Wednesday	Thursday	Friday
9:00-9:30	<p>Gayatri mantra Drawing & colouring time: Hut making. Steps to make hut 1.Draw a triangle. 2.Below the triangle make a rectangle. (Remember the base of the triangle will be one side of a rectangle. Draw other three sides) 3.Colour the hut. 4.Your hut will look like this</p>  <p>Click the picture of the same & send only one best pic by 28th April 2020</p>	<p>Gayatri mantra Rhyme time: Recite the rhyme"we shall overcome"</p> <p>Sight words (we can, it, in, do)</p>	<p>Gayatri mantra Fun activity: Dropping the coins</p> <p>DROPPING THE COINS(FUN ACTIVITY) Use a regular piggy bank or any cardboard box & slit it so that one coin can go inside at a time & encourage your child to hold 2 or 3 coins in hand & push them one by one in the box without dropping the others. Upgrade to using more coins as your child gets better at this task. It will help develop the motor skills.</p> <p>Click the click the picture or make video not more than 20 seconds & mail it on 30th April 2020 by 6:00pm Sight words (we can, it, in, do)</p>	<p>Gayatri mantra</p> <p>Rhyme:We shall overcome</p> <p>EVS: Our community helpers</p>	<p>Gayatri mantra</p> <p>Activity: Labour Day Act as a community helper in home doing various work in casual wear as a cleaner. shopkeeper. postman, vegetable vendor, make up artist, painter, florist, gardener, chef etc (any one of your choice) can also use handmade props. & send your picture on 2nd May 2020 by 6:00pm</p>

9:40 to 10:15	English : Introduction of Clusters of vowel "A" through the story "Annie the Ant" Story will be shared	Maths: Introduction of numbers 51 to 60	English:reading & writing of three letter words words using Cluster "ab" (H/R practice writing &reading same words at least twice.)	Hindi : writing of vyanjan ख Click the picture or make a video of your child not more than 30 seconds while writing & mail it on 1st May 2020 by 6:00pm	Maths: Practice writing of numbers 51 to 60
10:25- 10:55	Hindi: writing of vyanjan ख	Colours & Shapes: Shape pentagon Colour - pink Do the activity mentioned in the video okra or bhindi printing to make flowers.. click the picture or make video not more than 15 seconds & mail it on 29th April 2020 by 6:00pm	Maths: writing of numbers 51 to 60	Pre-Maths Concept of inside-outside Yoga for Kids (Happiness program)	Art time: Draw a pentagon & colour it pink  English : Practice reading & writing of three ;letter words with cluster "ab"

10:55-11:30	Lunch break Wash hands with soap	Lunch break Wash hands with soap	Lunch break Wash hands with soap	Lunch break Wash hands with soap	Lunch break Wash hands with soap
11:30-12:00	Story Time : Moral story (Happiness program) Watch & listen to the story Watch & listen to the story of "The blue jackal" (H/R:Narrate story in your own words to your family members)	Hindi: Practice writing of vyanjan ख	Story Time : Watch & listen to the story of The Miller his son and their donkey	Colours & Shapes : Colour pink & shape pentagon  Shape Video will be shared Sight words (we can, it, in, do)	Hindi: Practice writing of vyanjan ख